



JBC

www.utility-trading.com

Smart
Fume Extractor

Why use a JBC smart Fume Extractor?

Avoid exposure
to solder fumes

Fume Extractor

Ref. **FAE2-5A** 100 V, 120 V, 230 V

The extractor **starts up when the tool is lifted from the stand**. This function saves power and the life of the equipment as well as the filters.



Aspiration in use

The fume extractor starts working automatically **only when soldering**.



Aspiration on the stand

The system detects **when the tool is returned to the stand** and the vent absorbs the fumes automatically.

Aspiration tubes for up to 4 stands

Aspiration tubes for workbench 1

Filter saturation indicator

You can control and monitor the equipment via JBC stations, a console or a PC.



Robust unit fitted with wheels and brakes so it can be easily moved around.



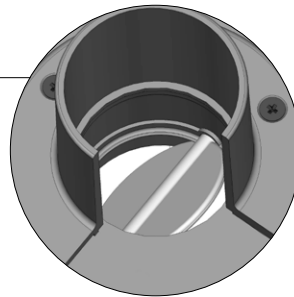
The **most efficient solution** thanks to the unique system **integrated** into the stand

Intelligent control when connected to the Excellence range stations



Aspiration tubes for workbench 2

Aspiration tubes for up to 4 stands



Air flow valve



Two handles facilitate filter change. You can also adjust the closing force with a nut.



Different possibilities of connection according to the working needs.

2 separate aspiration inlets

It can be used simultaneously in two work areas.

4 levels of aspiration

depending on requirements (low, medium, high & custom).

Auto-control of the airflow

depending on the number of aspiration tubes in use and filter saturation.

4 working modes:

1. Station: The valve in the working area opens when the tool is lifted from the stand. Once the tool is returned to the stand and enters sleep mode, the valve in the work area closes and the stand valve opens. After a period of inactivity on both ports, the unit stops.

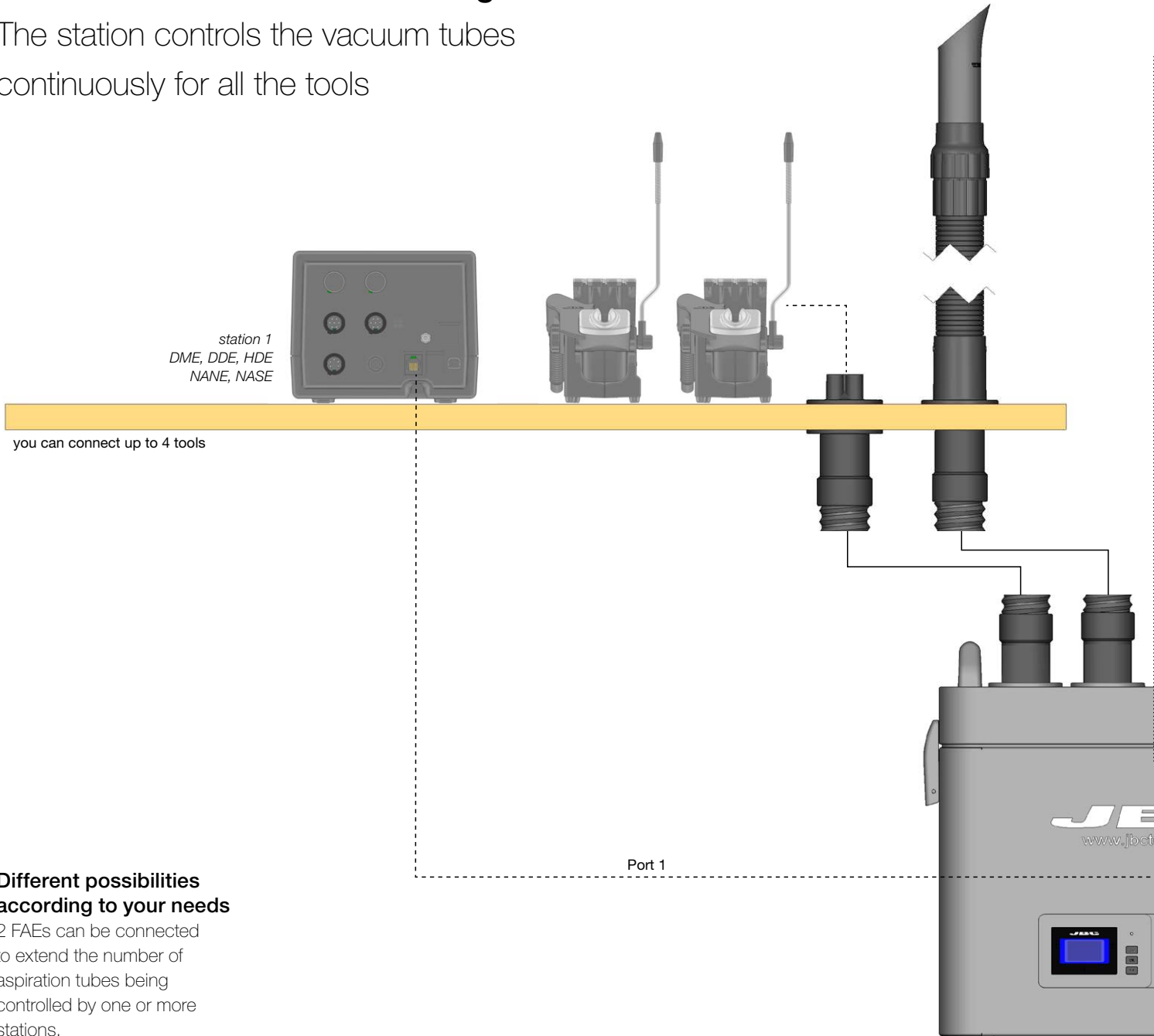
2. Robot: You can also manage the fume extractor using a robotic system by means of the RJ12 connector.

3. Pedal: You can activate the vacuum system with the pedal without being connected to a JBC station.

4. Continuous mode: the fume extractor works in continuous mode with the four valves opened.

Connection with Excellence range

The station controls the vacuum tubes continuously for all the tools

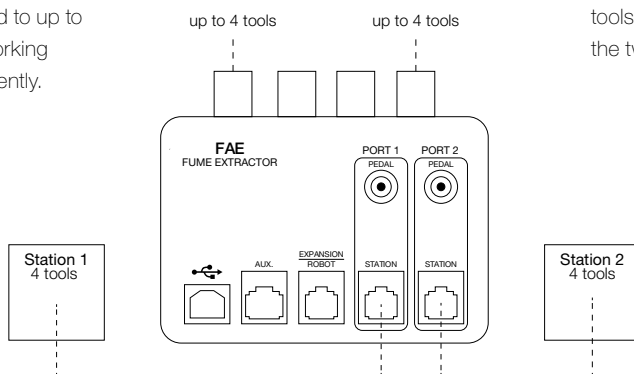


Different possibilities according to your needs

2 FAEs can be connected to extend the number of aspiration tubes being controlled by one or more stations.

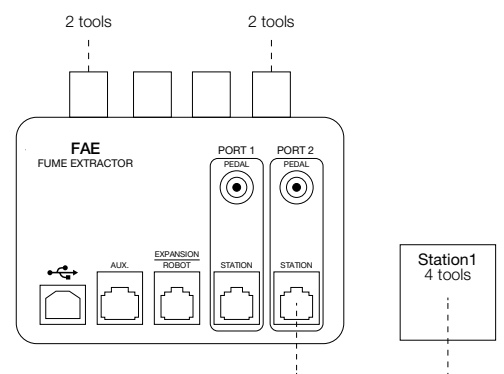
Option 1

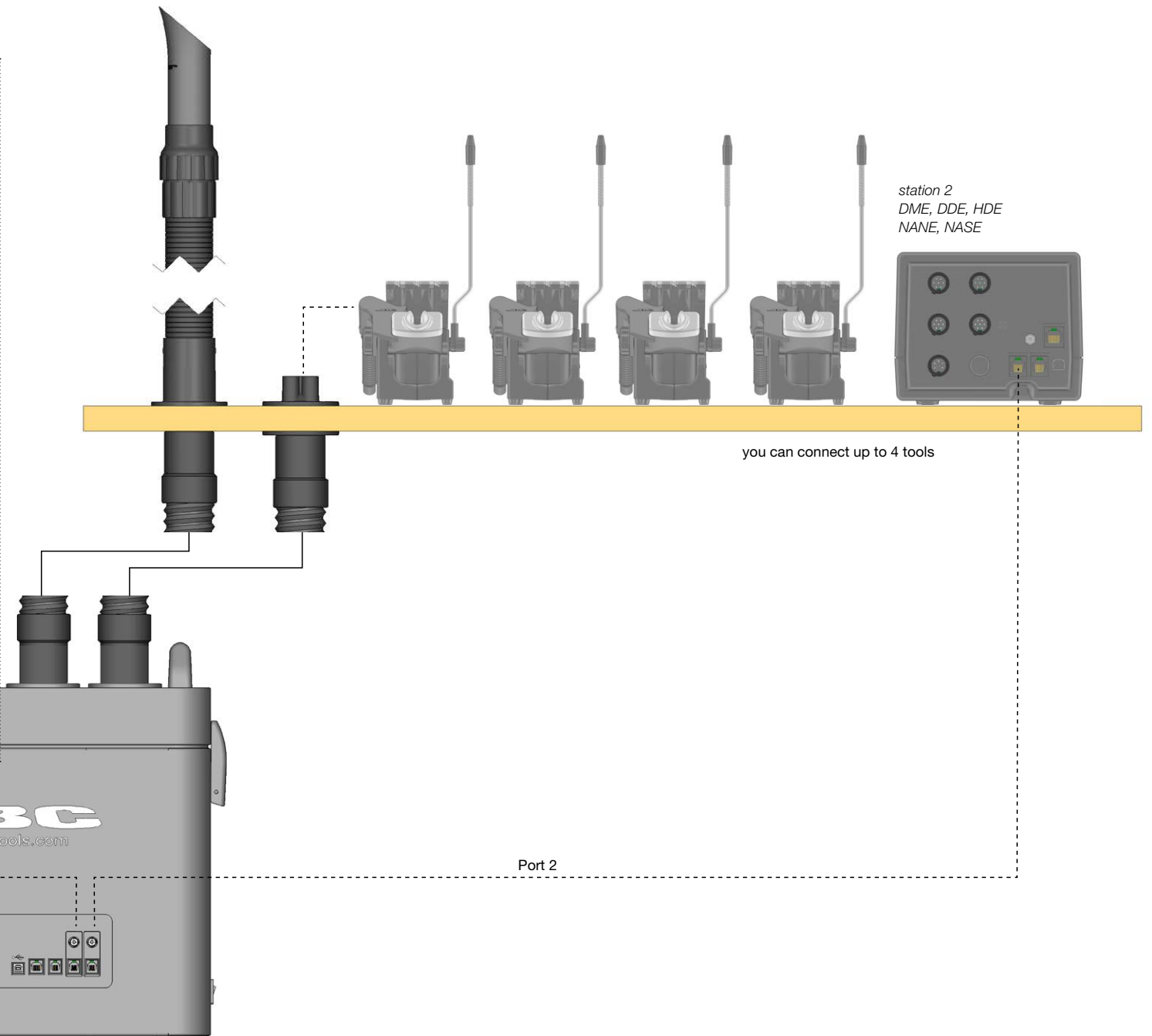
Each station controls a port. Each stand inlet duct can be connected to up to 4 tools working independently.



Option 2

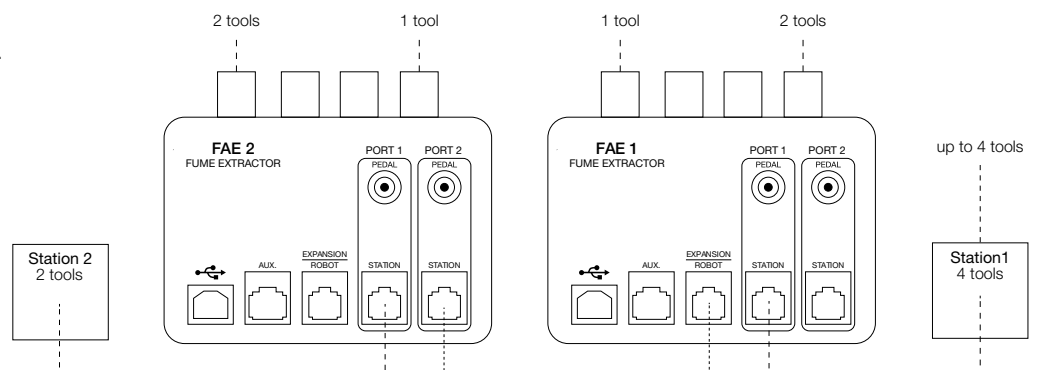
The station controls both ports, being able to distribute the tools indistinctly between the two aspiration valves.





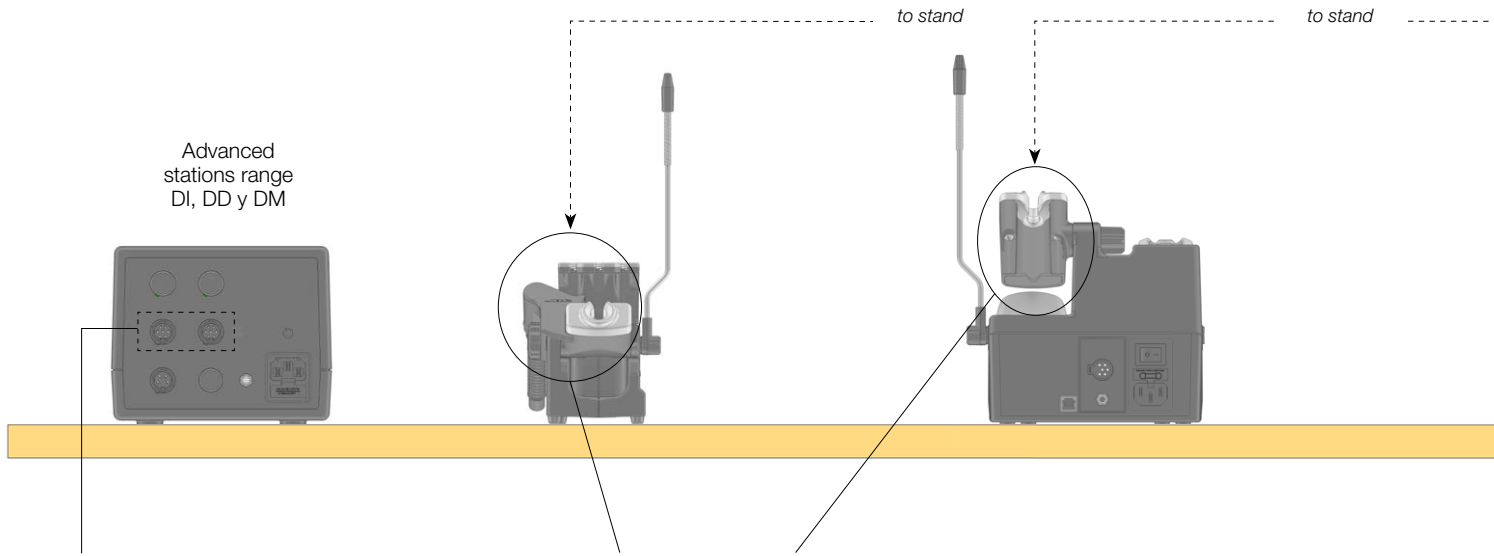
Option 3

This option allows to daisy chain 2 fume extractors by means of the RJ12 connector. This means a station controls 2 equipments being able to distribute the tools among 4 work areas.

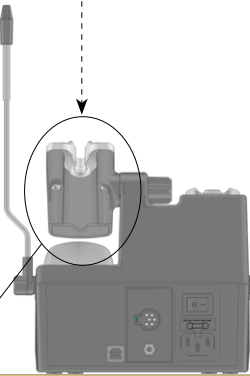
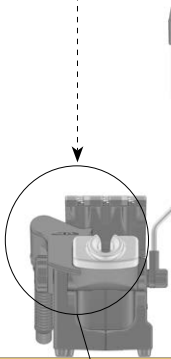
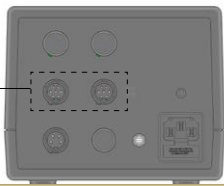


Accessories

The station controls the vacuum tubes continuously for all the tools



Advanced stations range DI, DD y DM



to stand

to stand

Connection modules

To connect the FAE to the Advanced stations a connection module is required.

Ref. **FAE800**
For Compact stations.




Ref. **FAE900**
For DI, DD, DM control units.



Fume Inlet Ducts for Stands

Ref. **FAE050**
Fume Inlet Duct for Modular Stands.




Ref. **FAE060**
Fume Inlet Duct for CD, CA, CP & CSV stations.



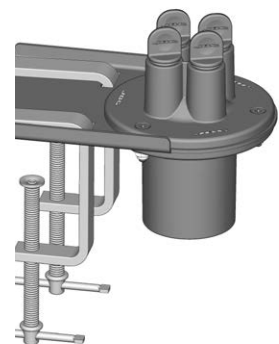
Accessory for stand aspiration

Ref. **FAE030**
Accessory for stand aspiration. Connect up to 4 stands.

to stand's fume inlet ducts



Ref. **FAE040**
Accessory for stand aspiration (up to 4 stands) + clamp to fix it in place.



Flexible arm Ø50

Ref. **FAE020**

Completely flexible arm to be adjusted to your workbench.



Ref. **FAE070**

Flexible arm + clamp to fix it in place.



Flexible Hose Ø50

Ref. **FAE010**

Connect the Fume Extractor (FAE2-5A) to Flexible Arm.



Fume Extractor

Ref. **FAE2-5A**

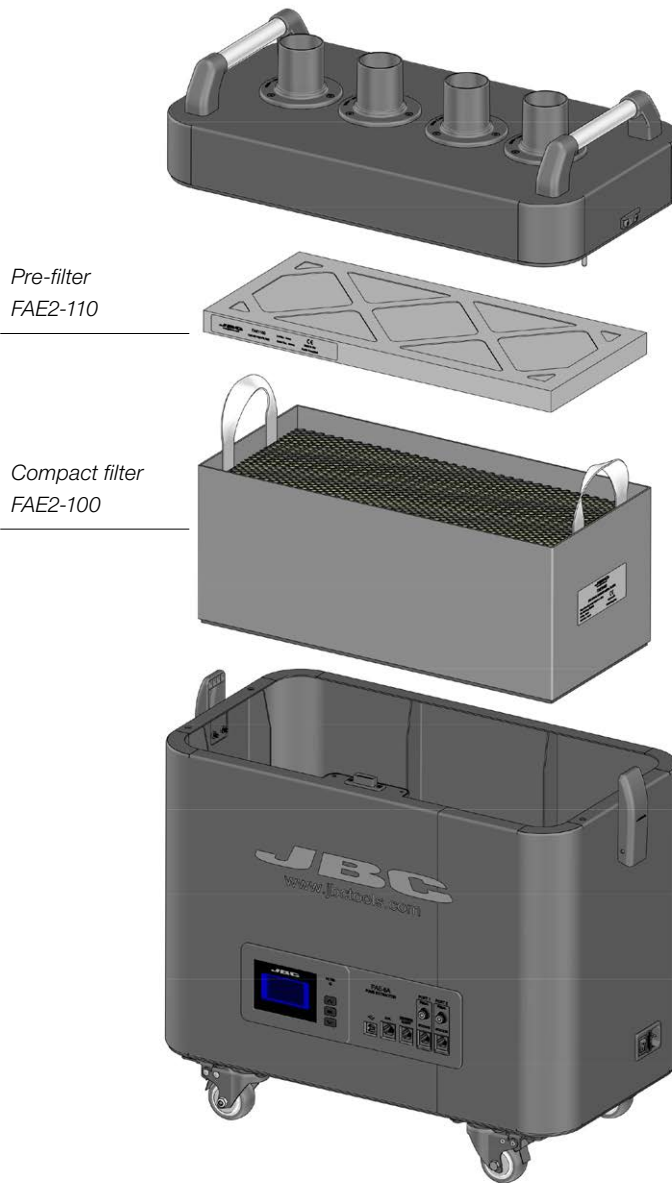
Filter saturation detection

The unit's sensors provide information about the level of saturation of the filters

Compact three-layered filter

The combination of the three-layered filter system reaches a certified **filtering efficiency** of the soldering fumes up to 99.95% in accordance with norm EN 1822-4.

The unit has a LED warning to know when it's time to replace the pre-filter or the compact filter. In case the unit is connected to a station, the warning message will also appear on the station's display.



Technical specifications

Long-life maintenance-free motor

Dimensions	558 x 292 x 562 mm (22 x 11.5 x 22.1 in)	Max. Flow rate	290 m ³ / h
Weight	25,5 Kg (56.2 lb)	Max. Vacuum	6,1 KPa
Ref.	FAE2-5A	Filters	Prefiltro M5 (según la Norma EN 779)* HEPA H13 (según la Norma EN 1822)** Carbono
Voltage (AC)	100 V - 120 V - 230 V 50 / 60 Hz	Work areas	2
Input Power	480 W (120 - 230 V) 330 W (100V)	Noise	54 dB
Fuse	8 AT		
Blower type	Brushless		

UTILITY 友达利贸易(深圳)有限公司
Utility Trading (Shenzhen) Co., Ltd.

深圳市寶安區龍華街道和平東路金鑾時代大廈5樓501室

TEL: +86 (755) 28183210~6

http:// www.utility-trading.com

E-Mail: info@utility-trading.com